




# Jasper Elementary School

2021-2022 PBIS

**Expectations and Rules**



# Expectations and Rules Review Schedule



## **First Nine Weeks:**

August 23, 2021-September 3, 2021

## **Second Nine Weeks:**


October 18, 2021-October 29, 2021

## **Third Nine Weeks:**

January 4, 2022-January 14, 2022


## **Fourth Nine Weeks:**

March 14, 2022-March 25, 2022



# High Five Redstreak Pride

## Expectations




**Be Responsible**

**Be Respectful**

**Be Positive**

**Be Safe**

**Be Kind**



## High Five Redstreak Pride



## Classroom and Specials

### Be Responsible

- Only bring needed materials, and use materials appropriately.
- Stay on task, and be an active participant.
- Complete and return your own work in a timely manner.
- Keep your area clean.

### Be Respectful

- Use a quiet voice.
- Follow directions.
- Wait your turn.
- Have a good attitude.
- Ask and receive permission before using others' belongings.

### Be Positive

- Make good choices.
- Work carefully.
- Do your best work.
- Believe in yourself.

### Be Safe

- Sit in chair safely: All four on the floor.
- Maintain personal space.
- Keep hands, feet, and objects to yourself.
- Use walking feet.

### Be Kind

- Use whole body listening.
- Use kind words and encourage others.
- Be helpful.



# High Five Redstreak Pride in Action!



**Click on the Link Below**

**<https://youtu.be/E7TsI7f7NI0>**

**Be on the lookout for videos featuring  
our Little Streaks!**

## High Five Redstreak Pride



### Hallway

- Go where you are supposed to go in a timely and quiet manner.
- Keep hallways neat and clean.
- Turn in found items.

## Be Responsible

## Be Respectful

- Use a quiet voice.
- Follow directions.
- Hold doors for others.

## Be Positive

- Make good choices.
- Walk with a purpose-know where you are going.

## Be Safe

- Walk on the right side of the hallway.
- Walk facing forward.
- Stay in line if with your class.
- Keep hands, feet, and objects to yourself.
- Maintain personal space.

## Be Kind

- Greet others with a smile and silent greeting.
- Be helpful.



# High Five Redstreak Pride in Action!



**Click on the Link Below**

**[https://youtu.be/\\_z5bHD3aUu0](https://youtu.be/_z5bHD3aUu0)**

## High Five Redstreak Pride



## Restroom

### Be Responsible

- Ask and receive permission to go to the restroom.
- Manage clothes.
- Flush the toilet or urinal.
- Wash hands: 2 pumps of soap, 2 paper towels.
- Place paper towels and trash in the trash can.
- Walk quietly to and from classroom .
- If with your class, stand quietly and patiently for others.

### Be Respectful

- Use a quiet voice.
- Follow directions.
- Knock on the door before entering stall.
- Wait your turn.
- Respect others' privacy.
- Keep your hands, feet, and eyes to yourself.
- Clean up.
- Return to class quickly.

### Be Positive

- Make good choices.

### Be Safe

- Use walking feet.
- Keep hands, feet, and objects to yourself.
- Use stalls appropriately.
- One person in a stall at a time.
- Keep floor and sink area dry and clean.
- Report any problems or unsafe behaviors to an adult.

### Be Kind

- Wait patiently.
- Use kind words.
- Thank janitors for keeping restrooms clean.





# High Five Redstreak Pride in Action!



**Click on the Link Below**

**<https://youtu.be/RsxwjMWz1cc>**

## High Five Redstreak Pride

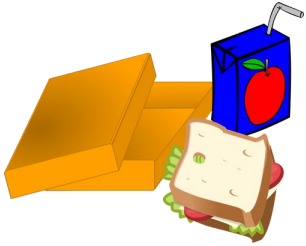
## Be Responsible

## Be Respectful

## Be Positive

## Be Safe

## Be Kind



## Cafeteria

- Get everything you need before you sit down.
- Use your time wisely.
- Raise your hand if you need help or to be excused to go the restroom.

- Use a quiet voice.
- Follow directions.
- Maintain personal space.
- Keep your food on your tray, and only eat your food.
- Keep your space clean.
- Respect janitors and cooks.

- Make good choices.

- Keep hands, feet, and objects to yourself.
- Walk with both hands on your tray.
- Face forward.
- Sit on your bottom at assigned table.
- Stay seated and get up only with permission.
- Report any problems and unsafe behavior to an adult.

- Use kind words.
- Greet janitors and cooks.
- Say please and thank you.
- Use good manners.



# High Five Redstreak Pride in Action!



**Click on the Link Below**

**<https://youtu.be/7he5c0ZRMtc>**

# High Five Redstreak Pride



## Playground

### Be Responsible

- Pick up trash and your personal belongings.
- Immediately and accurately report problems.
- Do your best to resolve your own conflicts .
- Return balls and other items to proper places.
- Line up when the whistle blows.

### Be Respectful

- Follow directions.
- Take turns.
- Share equipment.

### Be Positive

- Make good choices.
- Accept logical consequence without complaining or arguing.

### Be Safe

- Use playground equipment appropriately.
- Leave mulch, sticks, rocks, and other objects on the ground.
- Remain in assigned boundaries.
- Find an adult if you need help.
- Dress appropriately.

### Be Kind

- Include others.
- Help others.
- Use kind words.
- Be a good sport.



# High Five Redstreak Pride in Action!



**Click on the Link Below**

**[https://youtu.be/1\\_Rjwlls8cs](https://youtu.be/1_Rjwlls8cs)**

## High Five Redstreak Pride

## Be Responsible

## Be Respectful

## Be Positive

## Be Safe

## Be Kind



**Bus**

- Be on time outside waiting.
- Use walking feet to and from the bus.
- Be ready for your stop.
- Keep all belongings in your backpack. All food, treats, drinks, and PowerPacks are to remain unopened and in your backpack.
- Follow the bus driver's hand signals.

- Use a quiet voice.
- Follow directions.
- Clean up seat area.

- Be a good role model by using kind words and making good choices.

- Sit on your bottom, face forward and stay in your assigned seat.
- Keep hands, feet, and objects to yourself and inside the bus.
- Report poor choices, unkind behavior, and damage to the bus driver or principals.
- Load and unload the bus in a single file.
- To avoid choking, keep all food, treats, drinks, and PowerPacks unopened and in your backpack.

- Use kind words.
- Greet the driver.
- Help others.



# High Five Redstreak Pride in Action!



**Click on the Link Below**

**<https://youtu.be/9llxRXkATmI>**

**High Five  
Redstreak  
Pride**



**Dismissal**

**Be  
Responsible**

- Have all needed materials and belongings before leaving the classroom.
- Know how you are getting home and where you are going if other than home.

**Be  
Respectful**

- Use a quiet voice.
- Follow directions.
- Walk directly to the bus or to parent pick-up.

**Be Positive**

- Make good choices.

**Be Safe**

- Keep your hands, feet, and objects to yourself.
- Use walking feet.
- Face forward.
- Walk on the right side of the hallway.

**Be Kind**

- Use kind words.



## High Five Redstreak Pride

## Be Responsible

## Be Respectful

## Be Positive

## Be Safe

## Be Kind



## Parent Drop-Off

- Be ready to exit the car. Have all materials needed for school in your hand or backpack.
- Have a seat or stand against the wall until dismissed to class.
- Keep all belongings in your backpack while waiting.

- Use a quiet voice.
- Follow directions.
- Hands, feet, and objects to yourself.

- Be a good role model by using kind words and making good choices.

- Wait until stopped to open and exit the car.
- Use walking feet to the building.
- Keep hands, feet, and objects to yourself.
- Report poor choices and unkind behavior to an adult on duty.

- Use kind words.
- Greet the adults on duty.
- Help others.

## High Five Redstreak Pride


## Be Responsible

## Be Respectful

## Be Positive

## Be Safe

## Be Kind



## Parent Pick-Up

- Have all needed materials and belongings before leaving the classroom.
- Have a seat or stand against the wall until called for pick-up.
- Be looking for your pick-up person.
- Pay attention and listen to the adults on duty for your name to be called.
- Keep all belongings in your backpack while waiting.

- Use a quiet voice.
- Walk directly to parent pick-up.

- Be a good role model by using kind words and making good choices.

- Walk on the right side of the hallway.
- Keep your hands, feet, and objects to yourself.
- Report poor choices and unkind behavior to an adult on duty.
- Follow directions.
- Stay behind the yellow line.

- Use kind words.
- Greet the adults on duty.
- Help others.

# Positive Behavior Incentives

## “High Five” Student

*\*All misbehaviors at this level should be handled by the classroom teacher or by the staff involved with the student at that time.*

<b>Behavior</b>	<b>Consequence</b>
<ol style="list-style-type: none"><li>1. Following High Five rules<ol style="list-style-type: none"><li>a. Be Kind</li><li>b. Be Respectful</li><li>c. Be Safe</li><li>d. Be Responsible</li><li>e. Be Positive</li></ol></li></ol>	<ol style="list-style-type: none"><li>1. Classroom Rewards (Class Dojo)</li><li>2. Teacher completes High Five Card with student successes</li><li>3. Receive a Gold Coin from Principal</li><li>4. Collection of 10 Gold Coins earns reward with principal</li><li>5. Principal will make positive phone calls/communication with student's parents/guardians</li></ol>

# Behaviors/Consequences

## Level 1

*\*All misbehaviors at this level should be handled by the classroom teacher or by the staff involved with the student at that time.*

<b>Behavior</b>	<b>Consequence</b>
<ol style="list-style-type: none"><li>1. Breaking classroom rules</li><li>2. Inappropriate language or gestures</li><li>3. Disruptive behavior</li><li>4. Disrespectful behavior</li><li>5. First bus incident</li></ol>	<ol style="list-style-type: none"><li>1. One-to-one reminder on appropriate behavior</li><li>2. One-to-one reminder and/or reprimand on the inappropriateness of the infraction and a reminder on exercising appropriate behavior</li><li>3. One-to-one warning that a repeat of the infraction will lead to further consequences (Level II type)</li><li>4. Use of a related behavior modification technique or activity;</li><li>5. Loss of privileges or detention</li><li>6. Make an apology, amends, or fixes damage</li><li>7. Contact teacher, parents or guardians</li><li>8. Consult with Dr. Hickman/make a referral</li></ol>

## Level 2

*\*The student misbehaviors may need to be documented and referred to the Principal if Level One Consequences have failed to correct the behavior. The student's parents will be contacted immediately by teacher and/or Principal. Any number of the following consequences may be applied.*

### Behavior

1. repeated level one infractions
2. dishonesty
3. insubordination
4. forgery
5. misuse of technology
6. harassing or bullying behaviors
7. second bus incident

**\*\*Before moving to level 2 consequences, the teacher must make contact with the student's guardians.**

### Consequence

1. At the direction of the Principal, a student discipline file and anecdotal record may be initiated
2. One-to-one meeting with the Principal where the infraction will be reviewed, made part of the written record of the student discipline file maintained by the Principal, and recommendations will be made for appropriate behavior so the infraction is not repeated
3. Severe reprimand by the Principal on the inappropriateness of the infraction and a warning that a repeat of the infraction will lead to further consequences (Level III)
4. Use of a related behavior modification technique or activity by the Principal
5. Loss of privileges, "Alternative Behavior Center," or detention (as directed or conducted by the Principal)
6. Counseling
7. Fixes damage

## Level 3

*\*The student's parents will be contacted immediately by the teacher and/or Principal. A discipline file will be established. Any of the consequences may apply.*

### Behavior

1. Repeated level two misbehaviors
2. Endangering the health, safety, and/or welfare of self or others
3. Physical aggression
4. Possession of a weapon, firearm, or other dangerous/illegal substance
5. Vandalism
6. Theft
7. Third bus incident

### Consequence

1. Parental visit to school and conference with Principal
2. "Alternative Behavior Center" and/or loss of privileges
3. ½-day suspension
4. 1-day suspension
5. 1-3 day suspension
6. 5-day suspension
7. 5+ days' suspension with Superintendent's Hearing
8. Counseling and intervention
9. Fixes damage